

# Vestas facts and figures

31 December 2006



**Vestas**

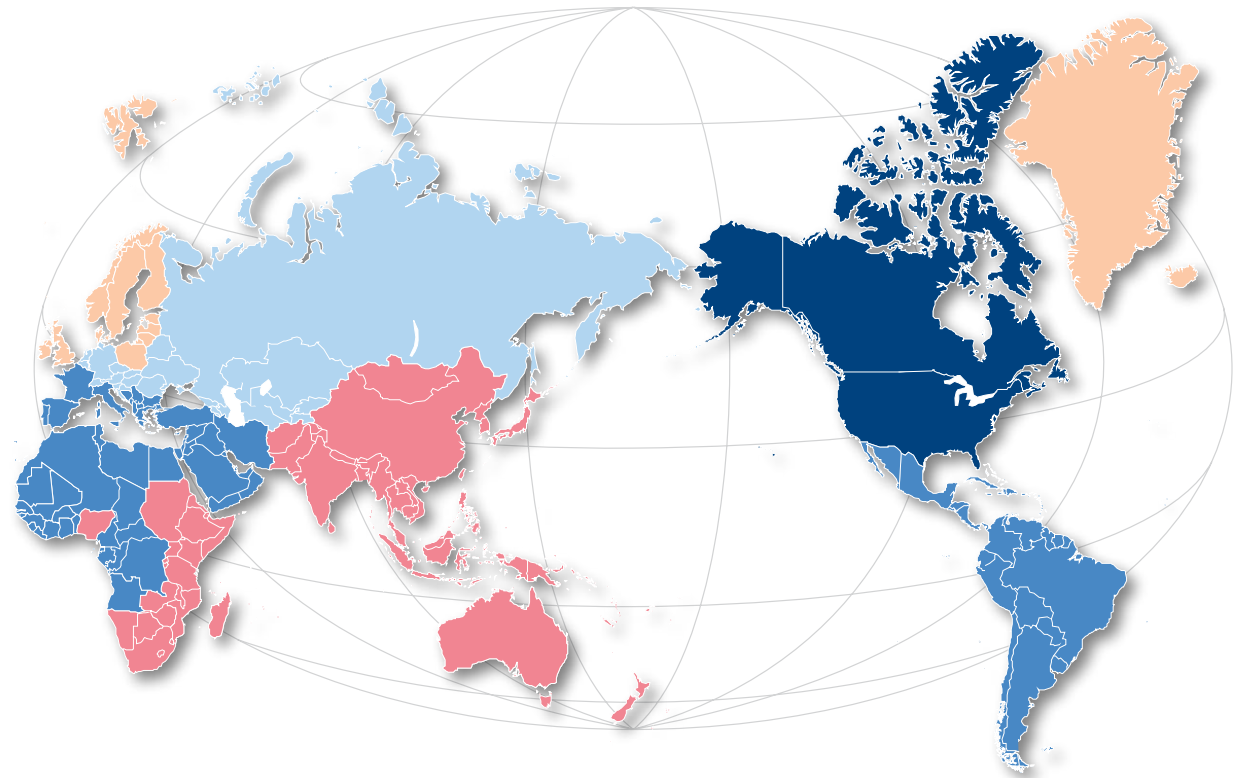
# Overall view of facts and figures

As the world leader in the field of wind technology and a driving force behind the development of the wind power industry, we take pride in ensuring that global experience and local expertise go hand in hand.

Working relationships are always based on the invaluable combination of knowledge and local expertise – which is why the Vestas organisation is divided into four global production units and six regional sales and service units. This structure ensures clear lines of communication and responsibility, and increases efficiency in minimising costs.

Vestas' capacity to meet the unique challenges of each project with local knowledge and state-of-the-art technology translates into a leading position in the wind power industry. It also means that the company has a significant role to play in the future development of this sector.

As a supplier of wind power systems, it is only natural for us at Vestas to apply high standards concerning protection of the environment and occupational health and safety to all our development and business activities. To this end, Vestas has been certified according to the ISO 14001 and OHSAS 18001 standards.



## Revenue in mEUR

Revenue 2006*	3,854
Revenue 2005*	3,583
Revenue 2004*	2,363
Revenue 2003	1,653
Revenue 2002	1,395

## MW sold worldwide in 2006

Total	**15,016 MW
Vestas (incl. associated companies)	4,239 MW
Vestas' market share in 2006	28%

## Total installed MW worldwide as of 31 December 2006

Total	**74,306 MW
Vestas (incl. associated companies)	23,929 MW
Vestas' market share	32%







## No. of employees as of 31 December 2006

The Vestas Group in total	12,309
---------------------------	--------

\* IFRS (International Financial Reporting Standards)

\*\* BTM Consult

## Vestas' regional sales & service headquarters

 <b>Vestas Americas</b>
1881 SW Naito Parkway, Suite 100, Portland, OR 97201 · USA Tel.: +1 503 327 2000 · Fax: +1 503 327 2001
 <b>Vestas Central Europe</b>
Otto-Hahn Str. 2-4, 25813 Husum · Germany Tel.: +49 4841 9710 · Fax: +49 4841 971 360
 <b>Vestas Asia Pacific</b>
1 HarbourFront Place HarbourFront Tower One #09-01 Singapore 098633 Tel.: +65 6303 6500 · Fax: +65 6278 6500
 <b>Vestas Mediterranean</b>
Edificio Sarrià Forum B Planta 4a Can Rabia 3-5, 08017 Barcelona · Spain Tlf.: +34 902 41 98 00 · Fax: +34 932 41 40 80
 <b>Vestas Northern Europe</b>
Herningvej 5-7 6920 Videbæk · Denmark Tel.: +45 9730 0000 · Fax: +45 9730 2273
 <b>Vestas Offshore</b>
Alsvej 21 8900 Randers · Denmark Tel.: +45 9730 0000 · Fax: +45 9730 0001

## Sales in MW\*

	Sales in MW 2006	Marketshare in % 2006	Sales in MW 2005	Marketshare in % 2005
<b>Europe</b>	<b>2,109</b>	<b>27</b>	<b>1,615</b>	<b>25</b>
Germany	788	35	472	26
Portugal	237	38	115	23
The Netherlands	222	63	100	65
France	199	25	59	16
United Kingdom	196	31	94	21
Spain	168	11	244	14
Italy	90	22	167	37
Greece	62	39	110	57
Ireland	41	16	63	40
Poland	40	37	11	87
Austria	20	14	91	42
Hungary	16	36	-	-
Denmark	11	80	24	100
Belgium	8	18	16	23
Czech Republic	8	51	-	-
Sweden	2	5	41	68
Turkey	1	2	-	-
Other	-	-	8	29
<b>Americas</b>	<b>1,070</b>	<b>30</b>	<b>878</b>	<b>33</b>
USA	654	27	684	28
Canada	416	54	194	99
<b>Asia/Pacific</b>	<b>1,060</b>	<b>28</b>	<b>692</b>	<b>23</b>
India	393	21	344	27
China	379	28	77	15
South Korea	100	94	4	15
Australia	79	100	225	73
Japan	63	20	18	10
Taiwan	46	100	-	-
The Philippines	-	-	25	100
<b>Total world</b>	<b>4,239</b>	<b>28</b>	<b>3,185</b>	<b>28</b>

\* Installed and commissioned MW the year in question.

## Vestas' production facilities

<b>Vestas Nacelles</b>
<ul style="list-style-type: none"> <li>• Ringkøbing (Assembly), Denmark</li> <li>• Viborg (Assembly), Denmark</li> <li>• Lem (Machining Factory), Denmark</li> <li>• Skagen (Machining &amp; Hub Factory), Denmark</li> <li>• Kristiansand (Vestas Castings), Norway</li> <li>• Lidköping and Guldsmedshyttan (Vestas Castings), Sweden</li> <li>• Lübeck (Generators), Germany</li> <li>• Magdeburg (Vestas Castings), Germany</li> <li>• Chennai (Assembly), India</li> <li>• Viveiro (Assembly), Spain</li> <li>• Taranto (Assembly), Italy</li> <li>• Villadangos (Assembly), Spain</li> </ul>
<b>Vestas Control Systems</b>
<ul style="list-style-type: none"> <li>• Ólvega, Spain</li> <li>• Hammel, Denmark</li> <li>• Lem, Denmark</li> <li>• Århus, Denmark</li> </ul>
<b>Vestas Towers</b>
<ul style="list-style-type: none"> <li>• Varde, Denmark</li> <li>• Rudkøbing, Denmark</li> <li>• Campbeltown, Scotland</li> <li>• Svendborg, Denmark</li> </ul>
<b>Vestas Blades</b>
<ul style="list-style-type: none"> <li>• Lem, Denmark</li> <li>• Nakskov, Denmark</li> <li>• Taranto, Italy</li> <li>• Lauchhammer, Germany</li> <li>• Isle of Wight, Great Britain</li> <li>• Portland, Australia</li> <li>• Tianjin, China</li> </ul>

# Vestas Track Record\*

## Track record by country

Country	Quantity	MW
Argentina	19	11.80
Australia	426	676.75
Austria	207	352.56
Belgium	19	32.77
Brazil	1	0.23
Canada	645	730.75
Cape Verde	9	2.55
Caribbean Islands	2	0.20
Chile	3	1.98
China	666	455.50
Costa Rica	71	50.55
Croatia	7	5.95
Cuba	4	3.80
Czech Republic	22	20.47
Denmark	4,856	2,399.08
Egypt	124	79.07
England	315	402.78
Faroe Islands	4	2.13
Finland	38	18.45
France	224	332.95
Germany	5,168	5,993.08
Greece	429	404.87
Hungary	12	23.80
India	3,794	1,771.84
Iran	37	16.38
Israel	3	0.46
Italy	1,451	1,190.12
Jamaica	24	20.93
Japan	311	375.23
Jordan	5	1.13
Latvia	1	0.85
Luxemburg	13	9.40
Malaysia	1	0.15

Country	Quantity	MW
Mauritius	1	0.10
Mexico	7	4.20
Morocco	84	50.40
Netherlands	1,028	1,015.15
New Caledonia	20	4.50
New Zealand	159	158.96
North Korea	2	0.18
Northern Ireland	71	38.86
Norway	27	15.88
Peru	1	0.25
Philippines	15	24.75
Poland	58	104.23
Portugal	290	517.20
Republic of Ireland	424	350.15
Romania	1	0.66
Russia	3	1.10
Scotland	278	293.08
Slovakia	4	2.64
South Africa	2	2.41
South Korea	73	93.49
Spain	1,625	1,513.76
Sri Lanka	5	3.00
Sweden	663	445.51
Switzerland	9	8.56
Taiwan	12	10.10
Thailand	1	0.15
Turkey	14	8.11
United Arab Emirates	1	0.85
USA	8,842	3,896.01
Wales	135	132.30
<b>Grand Total</b>	<b>32,766</b>	<b>24,085.05</b>

## Track record by turbine type

Turbine type	Quantity	MW
V52-850 kW	1,891	1,607.37
V80-1.8 MW	751	1,351.80
V80-2.0 MW	1,788	3,576.00
V82-1.5 MW	212	318.00
V82-1.65 MW	873	1,440.45
V90-1.8 MW	62	111.60
V90-2.0 MW	501	1,002.00
V90-3.0 MW	300	900.00
Other	26,388	13,777.83
<b>Grand Total</b>	<b>32,766</b>	<b>24,085.05</b>

## Major projects

Year	Country	Project Site	Turbine	Quantity	MW
2005-2006	USA	Maple Ridge Wind Farm, NY	V82-1.65 MW	195	321.75
2001-2002	USA	Stateline Wind project, WA/OR	V47-660 kW	454	299.64
2001	USA	Woodward Mountain, TX	V47- 660 kW	369	243.54
2003 & 2005	USA	Blue Canyon, OK	NM72/1650 & V80-1.8 MW	129	225.45
1999-2004	Spain	Alabe	NM44/750	257	192.75
2003	USA	High Winds, CA	V80-1.8 MW	90	162.00
2002	Denmark	Horns Rev (offshore)	V80-2.0 MW	80	160.00
2005	USA	Hopkins Ridge, WA	V80-1.8 MW	83	149.40
2005-2006	Canada	Centennial Wind Project, SK	V80-1.8 MW	83	149.40
2005-2006	Portugal	Candeeiros	V90-3.0 MW	48	144.00
2003	USA	Evanston, WY	V80-1.8 MW	80	144.00
2006	USA	Buffalo Gap, TX	V80-1.8 MW	67	120.60
2005-2006	Portugal	Pampilhosa	V90-3.0 MW	38	114.00
2001	USA	Gray Country Windfarm, KS	V47-660 kW	170	112.20
2006	Netherlands	Egmond ann Zee (offshore)	V90-3.0 MW	36	108.00
2005-2006	Canada	St. Leon (Bison Wind)	V82-1.65 MW	63	103.95

\* Installed and commissioned Vestas turbines as of 30 December 2006.

## Vestas Wind Systems A/S

Alsvej 21  
8900 Randers  
Denmark  
Tel. +45 97 30 00 00  
Fax +45 97 30 00 01  
vestas@vestas.com  
www.vestas.com